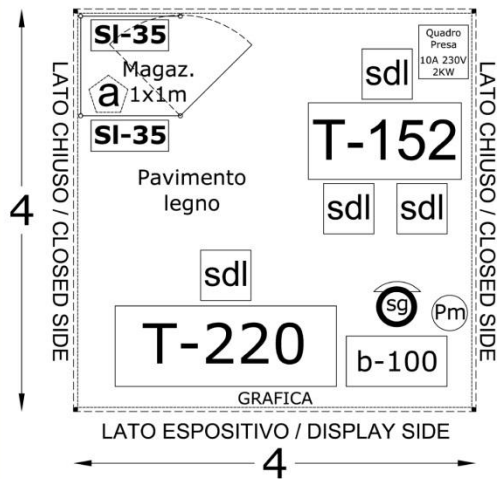




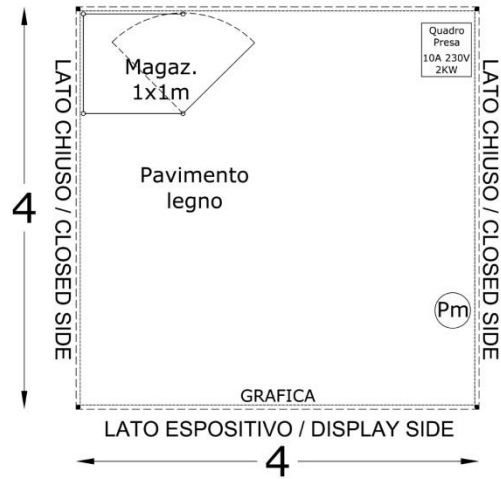
STAND 16mq TIPO A
STAND 16SQM TYPE A

LATO CHIUSO / CLOSED SIDE



STAND 16mq TIPO B
STAND 16SQM TYPE B

LATO CHIUSO / CLOSED SIDE





STAND 16m²

Descrizione

STAND 16m² tipo A e B

N°1 pagoda 4x4m, copertura in PVC
tamponamento con teli perimetrali
pavimento in legno
magazzino 1x1m con parete rigida
illuminazione
impianto elettrico
quadro presa CEE 10A 230V 2KW di
potenza massima e relativi consumi
N°1 (**GRAFICA**) grafica no logo

Prese multiple e prolunghe non saranno fornite dall'organizzazione

Arredi

STAND 16m² tipo A

N°1 (**b-100**) banco reception 100x50xh100 cm
N°1 (**SI-35**) scaffale a tre piani 35x77xh174 cm
N°1 (**T-152**) tavolo 152x73xh74cm
N°1 (**T-220**) tavolo 220x80cm
N°4 (**sdl**) sedie in legno
N°1 (**sg**) sgabello
N°1 (**Pm**) presa multipla
Magazzino
N°1 (**SI-35**) scaffale a tre piani 35x77xh174 cm
N°1 (**a**) appendiabiti

STAND 16m² tipo B

Eliminati tutti gli arredi

N.B. Le dimensioni degli arredi potrebbero subire variazioni

16m² STAND

Description

STAND 16m² type A and B

N°1 pagoda 4x4m, roof in PVC
closed with sliding tarpaulin
wooden flooring
storage space 1x1m with rigid walls
lighting
electric installation
framework socket CEE 10A 230V 2KW
maximum power and consumption
N°1 (**GRAFICA**) graphic design no logo

Multiple sockets and extension cables will not be provided by the Organizer

Fittings and furnishings

STAND 16m² type A

N°1 (**b-100**) reception desks 100x50x100 cm tall
N°1 (**SI-35**) shelf units with three shelves 35x77x174 cm tall
N°1 (**T-152**) table 152x73xh74 cm tall
N°1 (**T-220**) table 220x80cm
N°4 (**sdl**) chairs
N°1 (**sg**) stool
N°1 (**Pm**) power strip
Storage
N°1 (**SI-35**) shelf unit with three shelves 35x77x174 cm tall
N°1 (**a**) coat stand

STAND 16m² type B

Removed all the furniture

N.B. The size of the furnishings may undergo variations



STAND 25m²

Descrizione

STAND 25m² tipo A e B

N°1 pagoda 5x5m, copertura in PVC
tamponamento con pareti rigide
pavimento in legno
magazzino 2x1m con parete rigida
illuminazione
impianto elettrico
quadro presa 10A 230V 2KW di potenza massima e relativi consumi
N°1 (**GRAFICA**) grafica no logo

Prese multiple e prolunghe non saranno fornite dall'organizzazione

Arredi

STAND 25m² tipo A

N°1 (**b-100**) banco reception 100x50xh100 cm
N°2 (**SC**) scaffale a tre piani 100x50xh250 cm
N°1 (**T-152**) tavolo 152x73xh74 cm
N°1 (**T-220**) tavolo 220x80cm
N°4 (**sdI**) sedie in legno
N°1 (**sg**) sgabello
N°1 (**Pm**) presa multipla
Magazzino
N°1 (**SI-35**) scaffale a tre piani 35x77xh174 cm
N°1 (**a**) appendiabiti

STAND 25m² tipo B

Eliminati tutti gli arredi

N.B. Le dimensioni degli arredi potrebbero subire variazioni

25m² STAND

Description

STAND 25m² type A and B

N°1 pagoda 5x5m, roof in PVC
closed with rigid walls
wooden flooring
storage space 2x1m with rigid walls
lighting
electric installation
framework socket 10A 230V 2KW maximum power and consumption
N°1 (**GRAFICA**) graphic design no logo

Multiple sockets and extension cables will not be provided by the Organizer

Fittings and furnishings

STAND 25m² type A

N°1 (**b-100**) reception desks 100x50x100 cm tall
N°2 (**SC**) shelf units with three shelves 100x55x250 cm tall
N°1 (**T-152**) table 152x73xh74 cm tall
N°1 (**T-220**) table 220x80cm
N°4 (**sdI**) chairs
N°1 (**sg**) stool
N°1 (**Pm**) power strip
Storage
N°1 (**SI-35**) shelf unit with three shelves 35x77x174 cm tall
N°1 (**a**) coat stand

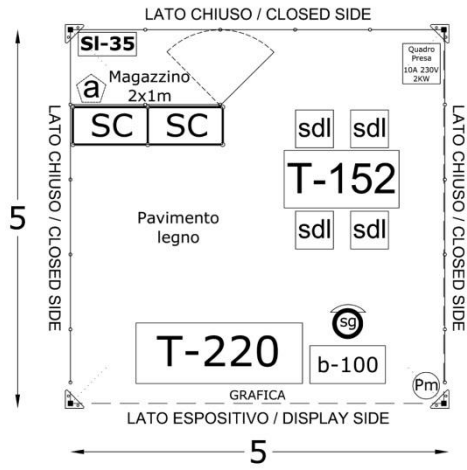
STAND 25m² type B

Removed all the furniture

N.B. The size of the furnishings may undergo variations



STAND 25mq TIPO A
STAND 25SQM TYPE A



STAND 25mq TIPO B
STAND 25SQM TYPE B

